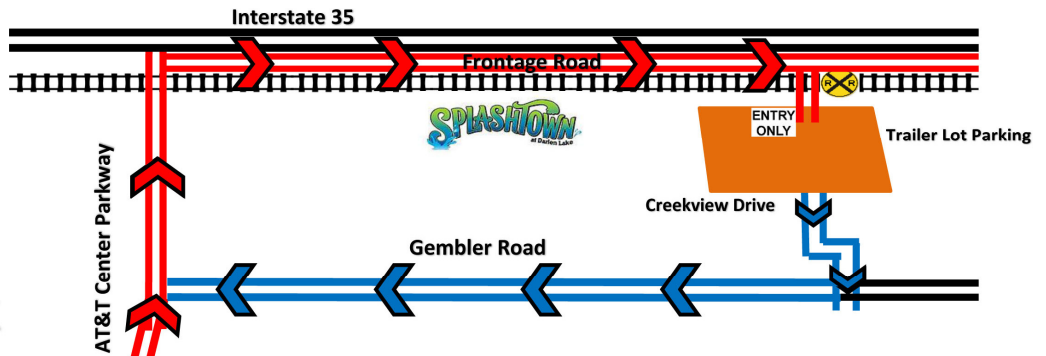
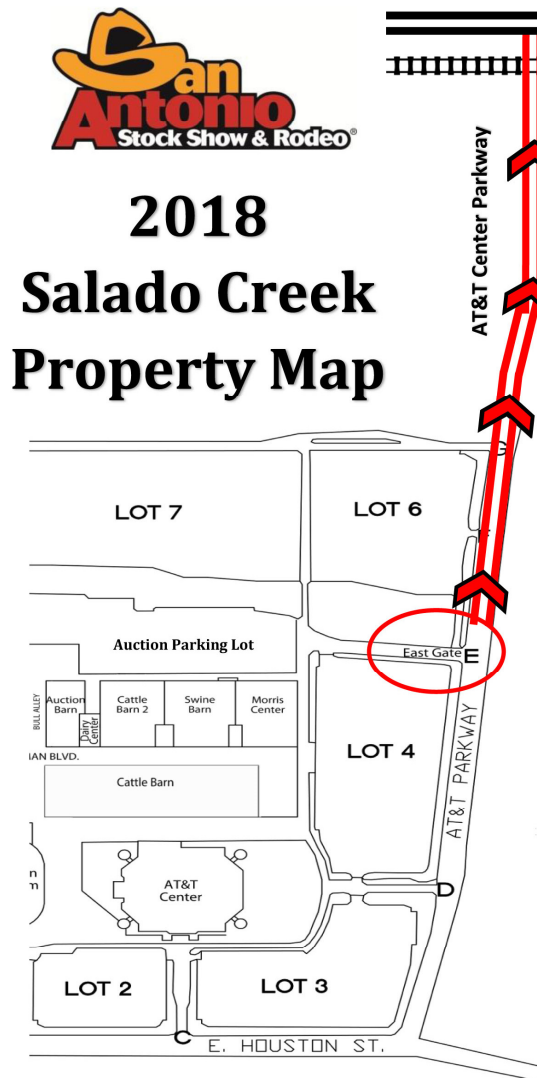


BUYER TRAILER PARKING

- In an effort to help Buyers navigate the Sale Grounds easier, a Trailer Parking lot has been established. Upon arrival to San Antonio, Buyer should Park their Trailer in the Lot detailed below and then proceed to Sale Grounds.
- This Trailer Parking Lot has manned 24-hour Security.
- Buyer will receive a Trailer Release at time of parking; and when ready to remove trailer from parking lot, Buyer must present Trailer Release to Lot attendant.
- After leaving trailer at parking lot, Buyer then can proceed to Stock Show grounds and can enter through West Gate off Houston Street or East Gate off AT&T Center Parking. Inform gate personnel that you are here for Horse Sale and personnel will give you a hanging tag and direct you to Buyer Vehicle Parking.

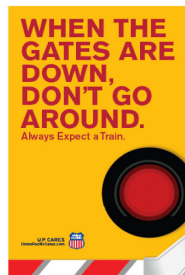


TO ENTER THE SALADO CREEK PROPERTY:

- Travel North on AT&T Center Parkway
- Turn right just before the I-35 overpass and travel North on the Frontage Road
- Proceed approximately 1 mile and turn right on the street located between S.W. Brake & Alignment and the Truck Accessory Outlet
- Proceed over 3 sets of active railroad tracks and into the Salado Creek Property

TO EXIT THE PROPERTY AND ENTER THE EAST GATE:

- From the Salado Creek Property, exit onto Creekview Drive
- Travel South on AT&T Center Parkway
- Turn right into the East Gate entrance
- From there, S.A.L.E. personnel will direct you to the Auction Lot to park your vehicle



****If Buyer prefers to stay in their Trailer while attending the Stock Show, there are several RV Parks nearby AT&T Center. Contact information below:**

KOA (210) 224-9296 - River Walk RV Park (210) 337-6501 - Happy Trails RV (210) 502-7112.